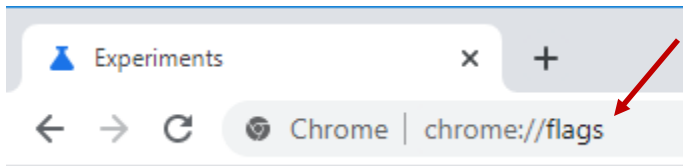



For individual users experiencing issues in Chrome connecting PeopleSoft and the OU Marketplace.

1. Open your Chrome browser and type in <chrome://flags>



2. In the Search Box at the top of the screen, type in **SameSite by default cookies**.



3. Set **SameSite by default cookies** and **Cookies without SameSite must be secure** from Default to Disabled.

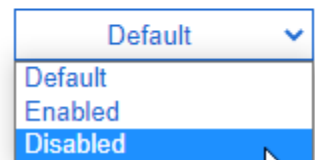
Available

Unavailable

SameSite by default cookies

Treat cookies that don't specify a SameSite attribute as if they were SameSite=Lax. Sites must specify SameSite=None in order to enable third-party usage. – Mac, Windows, Linux, Chrome OS, Android

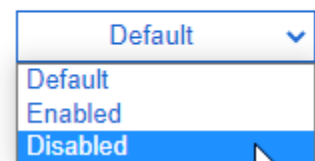
[#same-site-by-default-cookies](#)



Cookies without SameSite must be secure

If enabled, cookies without SameSite restrictions must also be Secure. If a cookie without SameSite restrictions is set without the Secure attribute, it will be rejected. This flag only has an effect if "SameSite by default cookies" is also enabled. – Mac, Windows, Linux, Chrome OS, Android

[#cookies-without-same-site-must-be-secure](#)



4. Once both of these show **Disabled**. Click **Relaunch**. You can then exit of Chrome and get back into the browser.

Available

Unavailable

● **SameSite by default cookies**

Treat cookies that don't specify a SameSite attribute as if they were SameSite=Lax. Sites must specify SameSite=None in order to enable third-party usage. – Mac, Windows, Linux, Chrome OS, Android
[#same-site-by-default-cookies](#)

Disabled ▾

● **Cookies without SameSite must be secure**

If enabled, cookies without SameSite restrictions must also be Secure. If a cookie without SameSite restrictions is set without the Secure attribute, it will be rejected. This flag only has an effect if "SameSite by default cookies" is also enabled. – Mac, Windows, Linux, Chrome OS, Android
[#cookies-without-same-site-must-be-secure](#)

Disabled ▾



rome.

